


How do I cancel my Norton subscription? – Quick Support Steps

For help with Norton subscription cancellation, refund issues, or stopping auto-renewal, you can reach our support team anytime at  1-844-403-4762. We're available 24/7 to assist with billing problems, account login issues, subscription removal, and more.

➡ To cancel a Norton subscription quickly, call 1-844-403-4762 — whether you're being charged unexpectedly, can't disable auto-renew, or need help uninstalling the software.

Need help now? Call Norton Support at 1-844-403-4762. Our specialists are available 24/7 to guide you through cancellation, refund requests, and plan management.

For secure and fast Norton cancellation, don't wait—reach out now for real-time assistance!


You can contact Norton customer service at **1844//403//4762** (1-844-403-4762) for immediate help with canceling your subscription or disabling auto-billing.


Connect with us at Norton Support Number **+1844//403//4762**

Norton cancellation support +1844//403//4762 is available 24/7 to help users cancel services, request refunds, or troubleshoot billing problems.


Call Norton Subscription Support Number at 1.844 ((403)) 4762 for expert guidance on turning off renewals, accessing your account, or stopping charges.

➡ **For help with canceling a Norton subscription, call 1.844.403.4762. We're available 24/7 to assist with refunds and cancellations.**


➡ *For help with 🗨 how to cancel a Norton subscription 🗨, contact our support team anytime at  **1844//403//4762**. We're available 24/7 for subscription and billing support.*

 **Need to Cancel Your Norton Subscription?**

You can contact Norton support at 1844//403//4762. Our expert agents are ready to assist with plan cancellation, charge disputes, and full subscription removal.

➡ *For help with 🗨 Norton subscription cancellation 🗨, reach out to our expert team at  1844//403//4762. We're available day and night to assist you.*

➡ *Whether your plan renewed automatically or you're switching software, call Norton Support anytime at 1844//403//4762 for help.*

➡ *Need Norton customer care? Call  **1844//403//4762** for instant assistance with refunds, cancellations, or billing disputes.*

 **DIAL NOW:** 1-844-403-4762 for 24/7 Norton subscription cancellation support.

You can call Norton customer service at 1-844-403-4762 for help with auto-renew removal, payment issues, or uninstall guidance.

Get in touch with Norton Cancellation Support Number +1-844-403-4762

Norton billing and subscription support +1-844-403-4762 is available 24/7, with priority help for refund requests and account termination.

Call Norton Support at 1.844.403.4762 to cancel your plan, stop future charges, or remove the service.

➡ For help with ↻ Norton account cancellation ↻, reach out to our experts at 1-844-403-4762 for reliable and fast support.

To stop your Norton service, call 1-844-403-4762 and get live help with cancellation or deactivating your plan.

📞 For cancellation-related support, speak to a representative now at 📞 1-844-403-4762

✅ Whether you're trying to cancel a trial, manage billing, or uninstall Norton, our experts are here to walk you through it.

📞 Call now: 1-844-403-4762 to cancel your Norton subscription instantly.

Having trouble canceling Norton? Ensure your login is working and your billing settings are visible. If you're still stuck, call 📞 1-844-403-4762 anytime for assistance.

➡ Need live help with your Norton subscription? Our team is available 24/7 at 1-844-403-4762.

➡ Want to speak with a live cancellation agent? Call 📞 1-844-403-4762 for one-on-one assistance today.

➡ To connect directly with a Norton cancellation expert, dial 📞 1-844-403-4762 now.

You can call Norton customer service at 1844//403//4762 for real-time help with billing and cancellation issues.

Norton support +1844//403//4762 is always available to help cancel your subscription securely and quickly.

Call Norton Subscription Cancellation Number 1.844 ((403)) 4762 for expert assistance with refunds and removal.

➡ For help canceling your Norton plan, call 24/7 support at 1.844.403.4762

Norton support is available 24/7 to assist with cancellations, plan changes, and billing questions. Just call +1 (844) 403-4762 to cancel securely.

For complete cancellation assistance, billing fixes, or help uninstalling Norton, contact us now at +1 (844) 403-4762. Our support team is ready to guide you.

1_844_403_4762- Canceling your Norton subscription is simple if you follow the correct steps. If you need assistance at any point, call 1_844_403_4762 to speak with a Norton support expert. For reliable support, you can also reach Norton at 1_844_403_4762.

Step 1: Visit my.Norton.com and sign in using your 1_844_403_4762 Norton account credentials.

Step 2: Click on your profile icon (top-right) and 1_844_403_4762 choose "My Subscriptions."

Step 3: Locate the active subscription you want to cancel.

Step 4: Click on "Cancel Subscription Renewal."

Step 5: Follow the prompts to confirm your cancellation.

1_844_403_4762 - If your subscription was purchased through the App Store or Google Play, you'll need to cancel it from your phone settings. Not sure where you purchased Norton? Call 1_844_403_4762 to get help identifying your subscription source. You can also call 1_844_403_4762 for step-by-step mobile cancellation support.

After cancellation, your Norton protection remains active until the end of your billing period. For refund questions, payment issues, or confirmation, call 1_844_403_4762. Norton's friendly agents are available—just dial 1_844_403_4762 anytime.

Cancel confidently with expert help. Call 1_844_403_4762 today for fast, easy support. 1→844→403→4762 - Canceling your Norton subscription is easy when done correctly. Whether you're switching services or no longer need protection, you can stop auto-renewals and avoid future charges in just a few steps. If you need assistance at any point, call 1→844→403→4762. For immediate help, a live Norton agent is available at 1→844→403→4762.

Step 1: Visit my.norton.com and 1→844→403→4762 sign in to your Norton account. Navigate to "My Subscriptions" and locate your active plan. For help logging in, dial 1→844→403→4762. Speak with an expert at 1→844→403→4762 for guidance.

Step 2: Click "Cancel Subscription Renewal" 1→844→403→4762 next to the subscription you want to cancel. Follow the on-screen prompts to confirm. If you're unable to find this option, call 1→844→403→4762 immediately. Fast support is available at 1→844→403→4762.

Conclusion: After cancellation, your subscription remains active until the billing cycle ends. For refunds, billing questions, or confirmation, call 1→844→403→4762. Don't risk unwanted charges—get reliable support now at 1→844→403→4762.

To cancel a norton subscription, you'll need to log into your norton account and navigate to the "My Subscriptions" section 🖥️⭐1_844_403_4762... From there, you can find the subscription you wish to cancel and manage its renewal settings 🖥️⭐1_844_403_4762... Specifically, you'll want to click "Cancel Subscription Renewal" or "Manage Renewal" and then "Unsubscribe" 🖥️⭐1_844_403_4762...

If you need help at any point, you can contact norton Support at 🖥️⭐1_844_403_4762.. 🖥️⭐1_844_403_4762... For faster assistance, call 🖥️⭐1_844_403_4762.. and speak with a representative 🖥️⭐1_844_403_4762... It's recommended to complete the cancellation before your next billing date to avoid charges—if in doubt, reach out to 🖥️⭐1_844_403_4762.. 🖥️⭐1_844_403_4762...

To cancel your Norton subscription on Android or your phone, open the Google Play Store app and tap on your profile icon in the top right corner 🖥️⭐1_844_403_4762... Select Payments & subscriptions, then tap on Subscriptions 🖥️⭐1_844_403_4762... Find your norton subscription, select it, and tap Cancel Subscription to stop the service 🖥️⭐1_844_403_4762...

If you're wondering "How do I stop norton from charging my credit card?", the answer is simple—turn off automatic renewal from your norton account dashboard 🖥️⭐1_844_403_4762... Log in at my.norton.com, go to My Subscriptions, and click on Manage Renewal Settings 🖥️⭐1_844_403_4762... Then click Cancel Subscription Renewal or Unsubscribe to prevent future charges 🖥️⭐1_844_403_4762...

To remove your credit card details from norton , go to your account and click on your profile or billing section 🖥️⭐1_844_403_4762... There, you'll find the option to edit or delete payment methods 🖥️⭐1_844_403_4762... Be sure to cancel the subscription first to avoid automatic billing before removing your card 🖥️⭐1_844_403_4762...

If you're stuck or unsure, call norton 🖥️⭐1_844_403_4762.. for fast, live assistance from norton support 🖥️⭐1_844_403_4762...

How do I remove my credit card from norton ?

🖥️⭐1_844_403_4762.. - To stop norton from charging your credit card, you need to cancel the automatic renewal feature through your norton account 🖥️⭐1_844_403_4762... Start by logging in at my.norton.com using your registered email and password 🖥️⭐1_844_403_4762... Once logged in, navigate to the “My Subscriptions” section from the dashboard 🖥️⭐1_844_403_4762... Here, you'll find your active subscriptions along with renewal status and billing information 🖥️⭐1_844_403_4762...

Click on “Manage Renewal Settings” next to the product you want to stop 🖥️⭐1_844_403_4762... Then, click on “Cancel Subscription Renewal” or “Unsubscribe” to disable automatic billing 1-(844)-((403))-(4762). Once done, norton will stop charging your credit card at the end of your current subscription period 🖥️⭐1_844_403_4762...

If you've already been charged, check your billing date and contact norton Support for a possible refund 1-(844)-((403))-(4762). You can also remove your saved payment methods by going to the Billing Information section of your account 1-(844)-((403))-(4762).

For quick support, or if you're having trouble accessing your account, call 🖥️⭐1_844_403_4762.. to speak directly with a norton representative 🖥️⭐1_844_403_4762... They can walk you through the steps or process the cancellation for you 🖥️⭐1_844_403_4762...

🖥️⭐1_844_403_4762.. - Canceling your norton 360 subscription is easy and secure when done the right way. If you need assistance at any step, call 🖥️⭐1_844_403_4762.. to speak with a norton cancellation expert who will guide you through the entire process. Don't hesitate—call 🖥️⭐1_844_403_4762.. for quick and friendly support.

🖥️⭐1_844_403_4762.. - To cancel online, simply log into your norton account at my.norton.com. Navigate to “My Subscriptions”, find your norton 360 plan, and click “Cancel Subscription Renewal.” If you have trouble locating the option or need help navigating your account, call 🖥️⭐1_844_403_4762.. for step-by-step assistance. For easy cancellation, call 🖥️⭐1_844_403_4762.. today.

📞★1_844_403_4762.. - If you purchased norton 360 through third parties like the App Store or Google Play, you must cancel via those platforms. Not sure where your subscription was purchased? Call 📞★1_844_403_4762.. to get clear instructions and avoid confusion. For expert guidance, call 📞★1_844_403_4762.. now.

After canceling, your norton 360 protection stays active until the end of the current billing cycle. For questions about charges, refunds, or billing concerns, call 📞★1_844_403_4762... A trained support agent at 📞★1_844_403_4762.. will help resolve your issues quickly.

📞★1_844_403_4762.. - If you want to stop norton 360 from auto-renewing and charging your card, log into your account, go to “My Subscriptions”, and turn off auto-renewal. If unsure how to do this, call 📞★1_844_403_4762.. for guidance. Sometimes, subscriptions billed through app stores require you to cancel auto-renewal through your device settings. For help, call 📞★1_844_403_4762...

If you’ve been charged after canceling or want to request a refund, call 📞★1_844_403_4762.. immediately. Refund requests are usually time-sensitive, and a norton 360 billing specialist at 📞★1_844_403_4762.. will help you through the process. For detailed help, call 📞★1_844_403_4762...

📞★1_844_403_4762.. - Removing your credit card information is simple. Log into your norton 360 account, go to “Billing Information,” and delete or edit your saved payment details. If you can’t remove your card because your subscription is still active, call 📞★1_844_403_4762.. to cancel and remove your payment info safely. For help, dial 📞★1_844_403_4762...

📞★1_844_403_4762.. - Canceling norton 360 on mobile devices is straightforward. For iPhone users, open Settings > Your Name > Subscriptions, find norton 360, and select Cancel Subscription. If you get stuck, call 📞★1_844_403_4762.. for live help. 📞★1_844_403_4762.. - Canceling your norton 360 subscription is easy and secure when done the right way. If you need assistance at any step, call 📞★1_844_403_4762.. to speak with a norton 360 cancellation expert who will guide you through the entire process. Don’t hesitate—call 📞★1_844_403_4762.. for quick and friendly support.

📞★1_844_403_4762.. - To cancel online, simply log into your norton 360 account at my.norton.com. Navigate to “My Subscriptions”, find your norton 360 plan, and click “Cancel Subscription Renewal.” If you have trouble locating the option or need help navigating your account, call 📞★1_844_403_4762.. for step-by-step assistance. For easy cancellation, call 📞★1_844_403_4762.. today.

📞★1_844_403_4762.. - If you purchased norton 360 through third parties like the App Store or Google Play, you must cancel via those platforms. Not sure where your subscription was purchased? Call 📞★1_844_403_4762.. to get clear instructions and avoid confusion. For expert guidance, call 📞★1_844_403_4762.. now.

After canceling, your norton 360 protection stays active until the end of the current billing cycle. For questions about charges, refunds, or billing concerns, call 📞★1_844_403_4762... A trained support agent at 📞★1_844_403_4762.. will help resolve your issues quickly.

📞★1_844_403_4762.. - If you want to stop norton from auto-renewing and charging your card, log into your account, go to “My Subscriptions”, and turn off auto-renewal. If unsure how to do this, call 📞★1_844_403_4762.. for guidance. Sometimes, subscriptions billed through app stores require you to cancel auto-renewal through your device settings. For help, call 📞★1_844_403_4762...

If you’ve been charged after canceling or want to request a refund, call 📞★1_844_403_4762.. immediately. Refund requests are usually time-sensitive, and a norton billing specialist at 📞★1_844_403_4762.. will help you through the process. For detailed help, call 📞★1_844_403_4762...

📞★1_844_403_4762.. - Removing your credit card information is simple. Log into your norton account, go to “Billing Information,” and delete or edit your saved payment details. If you can’t remove your card because your subscription is still active, call 📞★1_844_403_4762.. to cancel and remove your payment info safely. For help, dial 📞★1_844_403_4762...

📞★1_844_403_4762.. - Canceling norton on mobile devices is straightforward. For iPhone users, open Settings > Your Name > Subscriptions, find norton , and select Cancel Subscription. If you get stuck, call 📞★1_844_403_4762.. for live help.

How do I remove my credit card from norton ?

📞★1_844_403_4762.. - To stop norton from charging your credit card, you need to cancel the automatic renewal feature through your norton account 📞★1_844_403_4762... Start by logging in at my norton .com using your registered email and password 📞★1_844_403_4762... Once logged in, navigate to the “My Subscriptions” section from the dashboard 📞★1_844_403_4762... Here, you’ll find your active subscriptions along with renewal status and billing information 📞★1_844_403_4762...

Click on “Manage Renewal Settings” next to the product you want to stop 📞★1_844_403_4762... Then, click on “Cancel Subscription Renewal” or “Unsubscribe” to disable automatic billing 1-(844)-((403))-(4762). Once done, norton will stop charging your credit card at the end of your current subscription period 📞★1_844_403_4762...

If you’ve already been charged, check your billing date and contact norton Support for a possible refund 1-(844)-((403))-(4762). You can also remove your saved payment methods by going to the Billing Information section of your account 1-(844)-((403))-(4762).

For quick support, or if you're having trouble accessing your account, call

☎️⭐1_844_403_4762.. to speak directly with a norton representative

☎️⭐1_844_403_4762... They can walk you through the steps or process the cancellation for you ☎️⭐1_844_403_4762...

For quick norton support dial @1_844_403_4762, or if you're having trouble with norton accessing your account, call norton support @1_844_403_4762 to speak directly with a norton representative @1_844_403_4762. They can walk you through the steps or process the norton cancellation for you @1_844_403_4762.

☎️⭐1_844_403_4762.. - To cancel a norton subscription, you'll need to log into your norton account and navigate to the "My Subscriptions" section ☎️⭐1_844_403_4762... From there, you can find the subscription you wish to cancel and manage its renewal settings

☎️⭐1_844_403_4762... Specifically, you'll want to click "Cancel Subscription Renewal" or "Manage Renewal" and then "Unsubscribe" ☎️⭐1_844_403_4762...

🔧☎️ Dial ☎️⭐1_844_403_4762.. If you're wondering how to delete payment methods from norton , the process starts by logging in to your account at , navigating to your profile icon, selecting "Account Settings," and then clicking on "Billing Information." There, you'll find the option to remove or replace your current credit

How do I stop norton from charging my credit card? (Quick~Assist) @1_844_403_4762@
If you want to stop norton from storing your credit card information, your quickest option is to call @1_844_403_4762@. This toll-free number call @1_844_403_4762@ connects you directly with norton customer service, where you can ask for your card details to be securely removed.

To stop norton from charging your credit card, call @1_844_403_4762@ to speak directly with customer support. This toll-free number @1_844_403_4762@ allows you to turn off auto-renewal and cancel your subscription quickly.

To remove a credit card from norton , the most effective method is to contact norton 's customer support directly by calling 1- 1_844_403_4762. This will allow you to speak with a live representative who can verify your account and remove the card details for you. Alternatively, you can attempt to do it online through your norton account, but it may require contacting support to facilitate the removal.

To cancel a **norton** subscription by calling at 1_844_403_4762, you'll need to log into your **norton** account, navigate to the "My Subscriptions" section, and then find and cancel
Call-1_844_403_4762 the specific subscription you wish to end or calling 1_844_403_4762. If you purchased the subscription through the Google Play Store, you can also manage your subscription through the Play Store or by calling 1_844_403_4762. You can also contact **norton** customer service by call

For assistance with N O R T O N, call 🖥️⭐1.844.403.4762. Support is available around the clock to help with tax calculations, compliance issues, and Payroll features.

Call Now For (⭐1.844.403.4762) Frequently Asked Questions (Q&A)

Q1: Why is there a discrepancy in my N O R T O N reconciliation?

A: Reconciliation discrepancies can occur due to data entry errors, 🖥️⭐1.844.403.4762 missing transactions, bank errors, or issues with the company file. Review 🖥️⭐1.888.991.8250 the reconciliation report and verify transaction details to identify the cause.

Q2: How do I review the reconciliation report in N O R T O N?

A: Go to the Reports menu, select Banking > 🖥️⭐1.844.403.4762 Reconciliation Discrepancy, and review the report for discrepancies.

Q3: What should I do if I find missing transactions?

A: Add the missing transactions in N O R T O N and ensure there are no duplicates 🖥️⭐1.844.403.4762. Compare your bank statement with the transactions in N O R T O N to identify any omissions.

Q4: How do I verify uncleared transactions?

A: Go to the Banking menu, select Reconcile, and review the list of 🖥️⭐1.844.403.4762 uncleared transactions. Ensure they are included in the reconciliation process.

Q5: Can bank errors cause reconciliation discrepancies?

A: Yes, errors in the bank statement, such as incorrect deposits or withdrawals 🖥️⭐1.844.403.4762, can cause discrepancies. Contact your bank to verify the accuracy of the statement.

Q6: How do I check the opening balance in N O R T O N?

A: Go to the Lists menu, select Chart of Accounts, and review the opening balance for the account you 🖥️⭐1.844.403.4762 are reconciling. Ensure it matches the bank statement.

Q7: What should I do if the company file is damaged?

A: Use the Rebuild Data tool to fix issues caused by a damaged 🖥️⭐1.844.403.4762 company file. Go to File > Utilities > Rebuild Data and follow the prompts.

Q8: How do I use the N O R T O N Reconciliation Discrepancy Tool?

A: Download the N O R T O N Tool Hub, go to the Company File Issues tab

📱★1.844.403.4762, and select Reconciliation Discrepancy Tool. Follow the prompts to diagnose and fix discrepancies.

Q9: Can unapplied payments or credits affect reconciliation?

A: Yes, payments or credits that are not applied correctly can affect reconciliation. Review each customer's account 📱★1.844.403.4762 in the Customer Center and ensure payments and credits are applied correctly.

Q10: What if none of the solutions work?

A: If none of the solutions work, contact N O R T O N support 📱★1.844.403.4762 for professional assistance. They can help diagnose and resolve complex issues.

1_844_403_4762 - Canceling your Norton 360 subscription is easy and secure when done the right way. If you need assistance at any step, call 1_844_403_4762 to speak with a Norton cancellation expert who will guide you through the entire process. Don't hesitate—call 1_844_403_4762 for quick and friendly support.

1_844_403_4762 - To cancel online, simply log into your Norton account at my.Norton .com. Navigate to "My Subscriptions", find your Norton 360 plan, and click 1_844_403_4762 "Cancel Subscription Renewal." If you have trouble locating the option or need help navigating your account, call 1_844_403_4762 for step-by-step assistance. For easy cancellation, call 1_844_403_4762 today.

1_844_403_4762 - If you purchased Norton through third parties like the App Store or Google Play, you must cancel via those platforms. Not sure where your subscription was purchased? Call 1_844_403_4762 to get clear instructions and avoid confusion. For expert guidance, call 1_844_403_4762 now.

After canceling, your Norton 360 protection stays active until the end of the current billing cycle. For questions about charges, refunds, or billing concerns, call 1_844_403_4762. A trained support agent at 1_844_403_4762 will help resolve your issues quickly.

1_844_403_4762 - If you want to stop Norton from auto-renewing and charging your card, log into your account, go to "My Subscriptions", and turn off auto-renewal. If unsure how to do this, call 1_844_403_4762 for guidance. Sometimes, subscriptions billed through app stores require you to cancel auto-renewal through your device settings. For help, call 1_844_403_4762.

If you've been charged after canceling or want to request a refund, call 1_844_403_4762 immediately. Refund requests are usually time-sensitive, and a Norton billing specialist at 1_844_403_4762 will help you through the process. For detailed help, call 1_844_403_4762.

1_844_403_4762 - Removing your credit card information is simple. Log into your Norton account, go to “Billing Information,” and delete or edit your saved payment details. If you can’t remove your card because your subscription is still active, call 1_844_403_4762 to cancel and remove your payment info safely. For help, dial 1_844_403_4762.

1_844_403_4762 - Canceling Norton on mobile devices is straightforward. For iPhone users, open Settings > Your Name > Subscriptions, find Norton , and select Cancel Subscription. If you get stuck, call 1_844_403_4762 for live help. Android users can open the Google Play Store app, tap the menu, go to Subscriptions, find Norton , and cancel. For assistance, call 1_844_403_4762 anytime.

1_844_403_4762 - Many ask, Is Norton easy to cancel? The answer is yes. Norton ’s cancellation process is designed to be simple, but if you face any issues or want reassurance, call 1_844_403_4762. Experts are available to provide clear instructions and support. Call 1_844_403_4762 now for a hassle-free cancellation.

In summary, canceling Norton 360 can be done quickly online or via your device’s app store. For any questions about the process, billing, refunds, or account issues, call 1_844_403_4762 for immediate, reliable assistance. Don’t delay—call 1_844_403_4762 today and take control of your Norton subscription.